

ROCKFON® TROPIC™


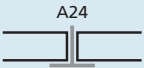
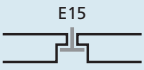
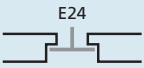
- **Highly versatile** thanks to the smooth white surface and high sound absorption
- **Various edge types and formats** make it ideal for a wide range of areas
- **Fire class A1** and dimensionally stable even at humidity levels of up to 100%



PRODUCT DESCRIPTION

- Stone wool panel
- Visible side: smooth white painted fleece
- Rear side: back fleece
- Painted edges

ASSORTMENT

Edge detail	Module size (mm)	Weight (kg/m ²)	Installation system
 A15	600 x 600 x 15	1.9	T15
 A24	600 x 600 x 15 1200 x 600 x 15 1800 x 600 x 20	1.9 1.9 2.3	T24
 E15	600 x 600 x 15 1200 x 600 x 15	2.5 2.5	T15
 E24	600 x 600 x 15 1200 x 600 x 15	2.5 2.5	T24

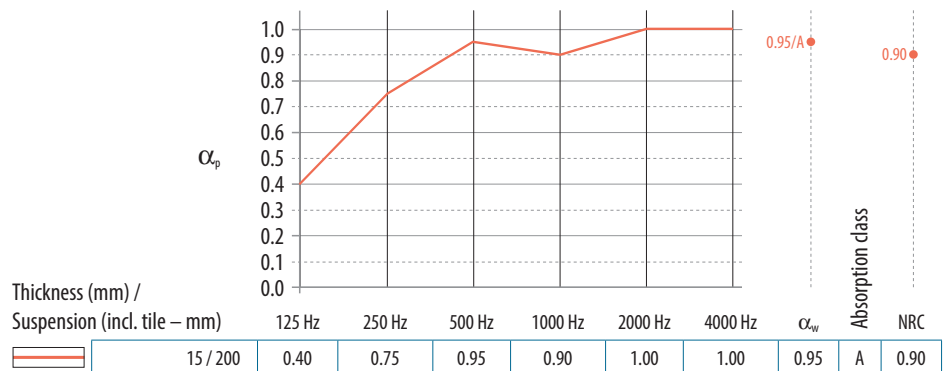


PERFORMANCES



Sound absorption

$\alpha_w = 0.95$ (Class A)



Reaction to fire

A1



Light reflection

86%



Humidity & sag resistance

Up to 100% RH
1/C/0N



Cleaning

Vacuum



Hygiene

Stone wool provides
no sustenance to
microorganisms



Environment

100% recyclable



Indoor environment

A selection of ROCKFON
products have been awarded

